

DELWORKS DIGITAL RADIOGRAPHY VETERINARY

A complete DR upgrade package for upgrading existing film-based or CCD imaging systems



Complete package includes:


- Toshiba FDX4343R Detector
- DelWorks Veterinary Acquisition & Processing Software
- Dell Optiplex 780; Intel Core 2 Duo 3.0 Ghz, 4GB RAM, 250GB HD
- 19" touchscreen flat panel, color display, keyboard and mouse

DEL MEDICAL

DELWORKS VETERINARY DR

Upgrade Package

If you are considering transitioning your practice to digital radiography, consider the *DelWorks Veterinary DR Retrofit Package*, the easy and affordable way to upgrade your existing imaging system to a flat panel (DR) digital system. This upgrade kit includes a Cesium (CsI) flat panel detector that is easy to install and will consistently provide high quality, professional images.

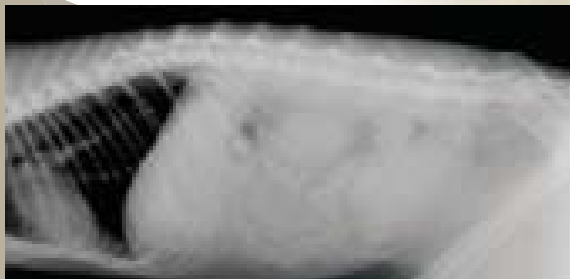


The user-friendly DelWorks Veterinary specific acquisition software is easy to operate and features a wide range of tools for a variety of image manipulations. After exposure, images display in less than 1 second on the TFT color LCD clinical review display with touch screen interface. This DICOM compliant, high definition display provides more accurate grayscales and better contrast than standard monitors.

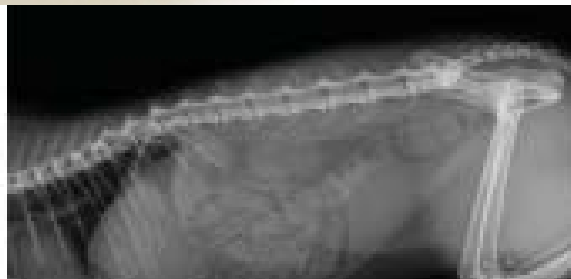
Automatic image optimization is achieved with the integrated *Advanced Image Processing* software, so you can get the image you need fast to make your diagnosis quickly and efficiently.



Standard Processing



with Advanced Image Processing



Veterinary acquisition & processing software

Simple to use software that guides you every step of the way.

Begin by planning your exam. Choose the animal and area(s) of interest with DELWORKS anatomical selection tool. Pre-programmed plan studies included for dogs, cats, horses and several small pets.

The unique Animal Positioning Guide ensures accuracy with step by step instructions and visual aids. The generator panel displays all values and settings recommended for a specific examination.

PLAN
your studies



POSITION
your patient



View your image on the preview screen and perform manipulations such as zoom, PAN and rotate for easier image diagnosis. Switch to the viewer screen to review all patient studies and access extensive toolbar.

PREVIEW
your image



SPECIFICATIONS


DELWORKS VETERINARY

acquisition station hardware

- Dell Optiplex 780 Small Form Factor Computer with Intel Core 2 Duo 3.0GHz, 4GB RAM, weight 15 lbs. (6.80 kg)
- 19" touch screen, flat-panel display, weight 18.74 lbs. (8.5 kg). Display rotates 90 degrees landscape/vertical. Approved for medical use, complies with international medical safety and emission standards (such as CE, UL, EN etc.),
 - Active screen diagonal 19 in. (483 mm); width 14.80 in. (376 mm); height 11.85 in. (301 mm)
 - Pixel pitch 0.294 mm, 16.8 million colors
- Keyboard and mouse

processing software


- Extensive measuring functions
- CD/DVD Burning for patient images
- DICOM Store, Print, and MWL
- Generator Integration (on select models)
- Advanced Image Processing features
- Unique Animal Positioning Guide
- Grid Suppression software
- Extensive tool library with measuring, layout adjustments, export options and more
- Patient CD creation



TOSHIBA FDX4343R

dr detector

- Cesium Iodide (CsI) Scintillator with Amorphous Silicon (a-Si) Photodiode
- 17" x 17" Detector Size (512 x 495 x 43mm)
- 16.9 x 17.3 inch active area
- 143µm Pixel Size
- 9 Megapixel (3,008 x 3,072 pixels)
- 3.5 lp/mm
- 6 second cycle time (Shot to shot)
- MTF (2.0 lp/mm, 70 kVp, 1x1) 30% typ.
- DQE (0), Quantum-Limited >70%
- Less than one (1) second to image preview
- Operating temperature +50° F to +95° F
- 14 Bit A/D Conversion
- 16 bit Digital Output (1000 Base-T)
- External X-Ray Synchronization Control Using included external Synchronization Device



Del Medical is an ISO 13485 & ISO9001 Certified Facility. Specifications are subject to change without notice.

DEL MEDICAL

Toll Free: (800) 800-6006
 Fax: (847) 288-7011
 Email: info@delmedical.com
 www.delmedical.com
 50 N. Gary Ave., Suite B, Roselle, IL 60172

UMG Medical Imaging

Toll Free: (800) 261-9808
 Fax: (914) 835-6111
 Email: info@umgxr.com
 www.umgxr.com
 28 Calvert Street, Harrison, NY 10528